

# MARQUIS™ 520



## Specification S

LOA (with platform & gunnel molding)	51'7"	15,7 m
Molded Hull Length	48' 4"	14,7 m
Beam (with gunnel molding)	15'2"	4,6 m
Draft	57"	1,4 m
Weight with fuel & water	56,227 lbs.	25504 kg
Bridge Clearance (waterline to arch)	19'11"	5,8 m
Fuel System	600 U.S. gal.	2271 liters
Water System	150 U.S. gal.	568 liters
Holding Tank	80 U.S. gal.	303 liters
Cabin Headroom	6'6"	2 m
Sleeps	4 (6 optional)	

# MARQUIS™ 520

## CONSTRUCTION

- ◇ Cherry wood bulkheads, cabinetry, & trim throughout cabin with high-gloss Marquis® Jewel finish consisting of multiple coats, hand buffed
- ◇ Fabricated aluminum floor frames with stainless steel stanchions
- ◇ Hand-laid, molded fiberglass components featuring composite laminate hullsides, decks, & cabintops
- ◇ Hull bottom sanded in preparation for bottom paint; assures adherence and eliminates the "peeling effect"
- ◇ One piece molded fiberglass stringer system
- ◇ Solid fiberglass laminate hull bottoms with Knytex substrates & vinyl ester barrier coat
- ◇ Structural engine mountings - longitudinal stringer span mounting with reinforced, double-gusseted angle steel plates
- ◇ Tinted, tempered safety glass frameless window systems
- ◇ Unitized deck, cockpit, & cabintop construction with integral aluminum truss reinforcement in cabintop structure

## MECHANICAL

- ◇ Air conditioning - Marine Air Systems®, self contained system, 4-zone - 50,000 BTU; optional 16,000 BTU on bridge; with reverse cycle heat; dedicated Marinco® shore power connector
- ◇ Marquis Docking System™ includes a 8.7 hp, 9.8" (25 cm) diameter Side Power® bow & stern thrusters providing 286 lbs. (130 kg) of thrust with a wireless docking remote control
- ◇ Cutlass bearings - synthetic rubber composite
- ◇ Exhaust mufflers - inboard engines, generator
- ◇ Fresh water cooling - engines
- ◇ Fuel tanks (2) - 300 gallons (1136 liters) each, welded, baffled 5052 aluminum
- ◇ Hydraulic steering
- ◇ Internal seawater strainers
- ◇ Propellers - manufacturer-certified, 4 blade, Certifiable Alloy NiBrAl, 30" (76 mm) diameter
- ◇ Propeller shafts - 2.5" (6,4 cm) diameter Aquamet®
- ◇ Rudders & struts - 421 manganese bronze
- ◇ Tides Marine® SureSeal Shaft Seals - self-aligning Nitrile lip seal, maintenance free, spare lip seal included
- ◇ Trim tabs - electro mechanical - 12"x30" (30,5 cm x 76 cm) planes

## ENGINE ROOM

- ◇ Access ladder
- ◇ Bilges coated with white, low-VOC gelcoat for enhanced appearance & ease of maintenance
- ◇ Catwalk - diamond plate aluminum
- ◇ Fire suppression system - automatic, FE241 (FM200 in European Community)
- ◇ Full structural bulkheads laminated to hull sides & stringers
- ◇ Insulation - acoustical & thermal, vinyl vapor barrier
- ◇ Lights (7) - overhead, fluorescent, controls in cockpit

## ELECTRICAL

- ◇ AC/DC distribution panels with magnetic circuit breakers & integral generator & bilge blower controls; AC & DC voltmeters; AC ammeter
- ◇ Batteries (5) - Deka Marine®, heavy duty commercial, deep cycle, 8D series, marine (12V) cold cranking rating of 1375 amps, reserve capacity of 430 minutes at 25 amp draw, 200 amp/hour rating; [(4) engine 24V, (1) ship service 12V]
- ◇ Battery - dedicated 31 series, Deka Marine®, deep cycle, (12V), cold cranking rating of 950 amps, reserve capacity of 225 minutes at 23 amp draw, 100 amp/hour rating [(1) generator]
- ◇ Battery chargers (2) - 6 amp & 20 amp electronic AC/DC converters
- ◇ External shore equipment connector - CATV with 50' (15,2 m) white cord
- ◇ Generator - 23 kW 60 Hz (20 kW 50 Hz) Kohler® with sound shield, dedicated 31 series battery & 5 year warranty
- ◇ Ground Fault Circuit Interrupt (GFCI) protection - all electrical outlets
- ◇ Inverter - 2600 watt/120 amp, 12V ship service charger with master shut off and bypass switches
- ◇ Marinco® dual 220V/50 amp (220V/32 amp) shore power cords (2) - 50' (15,2 m) white
- ◇ Shore power connectors (2) - 50 amp (32 amp)
- ◇ Wiring system - tinned copper strand wire, harnessed, color-coded, labeled, meets or exceeds ABYC standards

## WATER & HOLDING SYSTEMS

- ◇ Fresh water storage tank - 150 gallons (568 liters) polyethylene
- ◇ Fresh water tank level monitor
- ◇ Grey water sump pump - automatic/manual operation for all grey water drainage below waterline
- ◇ ITT Jabsco® fresh water system - variable speed drive pump sensor, Max™, 4.5 gallon/minute (17 liters/minute) flow rate, high flow filter
- ◇ Shore water connection with pressure-reduction valve
- ◇ Transom handshower - fresh water, hot & cold
- ◇ Washdown - fresh water, bow & transom
- ◇ Waste holding tanks (2) - 40 gallons (151 liters) each with filtered vents & dockside pumpouts
- ◇ Waste tank level monitor
- ◇ Water & waste lines - constructed of molecularly cross-linked polyethylene
- ◇ Water heater - 20 gallons (76 liters)

# MARQUIS™ 520

## SAFETY & NAVIGATION

- ◇ 65-5-5-5 marine grade bronze seacocks for all underwater thru-hulls
- ◇ Anodes - zinc, sacrificial
- ◇ Anchor chafe plate
- ◇ Battery master disconnect switches
- ◇ Battery restraint brackets & boxes
- ◇ Bilge alarm - high water
- ◇ Bilge blowers (12V)
- ◇ Bilge pumps (3) - 2000 gallons (7570 liters) per hour each, auto/manual operation
- ◇ CO detectors in salon & staterooms
- ◇ Engine alarms - temperature & oil pressure
- ◇ Galvanic isolator/zinc saver
- ◇ Horn - dual, air (12V), trumpet
- ◇ Internal bonding system with 8 gauge size wire, ABYC compliant
- ◇ Isolation transformers on the internal shore power lines
- ◇ Windlass package - with 60 lb. (27 kg) anchor & 200' (61 m) of 3/8" (9,5 mm) chain
- ◇ Molded nonskid surfaces on all walk decks - diamond pattern
- ◇ Navigation lights - USCG/COL REG approved
- ◇ Ritchie Marine® compass - illuminated, dual-read, flush-mount 5" (13 cm) dial
- ◇ Spotlight - electronically controlled, ITT Jabsco®
- ◇ Transom docking lights - mounted in the aft hardtop to light the transom for night docking maneuvers

## DECKS

- ◇ Anchor roller - over-the stem, stainless steel channel with nylon rollers
- ◇ Bow lockers (2) - in-deck, self-draining, for fender storage & anchor chain locker access
- ◇ Bow rail - 1.25" (3,2 cm) O.D., lineal-buffed, welded stainless steel, with additional intermediate rail amidships & forward
- ◇ Bow rail stanchions - double-welded (*inside & outside*), stainless steel, anchored to aluminum backing plates laminated into deck
- ◇ Cleats - 12" (30 cm) stainless steel: anchor (1), bow (2) - hawse pipes; stern (4), spring (4) - bolted through a structural aluminum backing plate
- ◇ Molded deck toe rail, forward
- ◇ Grab rail - stainless steel, over cabin windows, running length of cabin & above windshields
- ◇ Rub rail molding - heavy-duty, 1" & 3/4" (2,5 cm & 1,9 cm) 316L stainless steel insert
- ◇ Windshield weather covers - color coordinated

## COCKPIT & SWIM PLATFORM

- ◇ Boarding platform - 48.22 ft<sup>2</sup> (4,5 m<sup>2</sup>) approx., integral to hull & deck
- ◇ Boarding ladder - telescoping, with grab rail, concealed in boarding platform
- ◇ Bridge companionway - integral, molded fiberglass diamond pattern non-skid steps, with stainless steel hand rail
- ◇ Cockpit - 76 ft<sup>2</sup> (7,1 m<sup>2</sup>) approx., integral to hull & deck, self-draining
- ◇ Extended swim platform - hydraulic lift capable
- ◇ Grab rails - stainless steel, by side deck stairways and on top of transom
- ◇ Hatch - engine room access, guttered, watertight, locking stainless steel latch, gas-assist, ladder to machinery compartment, sized to permit equipment removal
- ◇ Lights - courtesy, recessed, with exterior-mounted switch
- ◇ Lights (4) - halogen, overhead, recessed, with exterior-mounted switch
- ◇ Side deck stairways (2) - integral to deck
- ◇ Stereo speakers (2)
- ◇ Transom door - stainless steel, secures closed, stainless steel hardware
- ◇ Transom lounge - accommodates 4 adults, with storage beneath

## BRIDGE

- ◇ Electrical outlet, weather protected
- ◇ Extended bridge seating - storage beneath
- ◇ Beverage holders - self-draining
- ◇ Electronics arch - welded premium grade aluminum painted with AWLCRAFT® 2000 acrylic urethane topcoat for use in harsh marine environments
- ◇ Electronics arch access plates (7 standard; 4 with hardtop option) - corrosion-resistant polymer attached with noncorroding screws & waterproof sealant
- ◇ Lights (5) - courtesy, recessed, located approximately 5" (12,7 cm) above the floor
- ◇ Lounge - U-shaped, port side, accommodates 6 adults, with storage beneath
- ◇ Self-draining walk surface
- ◇ Stereo speakers (2)
- ◇ Table - fiberglass with stainless steel base
- ◇ Wet bar - self-draining undermount sink, solid surface countertop with pressure cold water, storage beneath

# MARQUIS™ 520

## HELM

- ◇ Access panel - provides access to wiring below helm
- ◇ Accessory space - for installing navigation equipment
- ◇ Adapter - 12V
- ◇ Beverage holders (2) - self-draining
- ◇ Companion helm seat - swivel pedestal, high-quality elegant upholstery, embroidery stitching, and arm rests
- ◇ Displays (1 for each engine) - digital LCD; engine instrumentation and diagnostics
- ◇ Stationery helm display
- ◇ Gauges - analog; rudder angle, fuel level (1 for each tank)
- ◇ Helm seat - swivel pedestal, high-quality elegant upholstery, embroidery stitching, arm rests, flip-up seat bolster, adjustable height, stitched Marquis™ Yachts icon
- ◇ Lights (2) - courtesy, recessed
- ◇ Rocker switch controls
- ◇ Tilt steering wheel
- ◇ Windshield - venturi, tinted, wraparound

## SALON

- ◇ AC & DC distribution panel cabinets with light
- ◇ Air conditioning control
- ◇ Carpet - patterned cut & loop saxony; 100% nylon with advanced stain protection; fade-, wear-, crush-resistant; multi-year warranties; with pad
- ◇ Chairs (2) - Flexsteel®, fabric upholstery
- ◇ Curtain - décor-matched, over entrance door
- ◇ Custom soffits (2) - cherry wood, port & starboard outboard
- ◇ Designer décor - consisting of premium wall coverings & fabrics
- ◇ Electrical outlets
- ◇ Entertainment group - 32" (81 cm) Sole® TV (built to durable marine grade standards), Accoustimass® 10 Home Entertaining Surround Sound System by Bose® with 5.1 channel music and movie sound, subwoofer, Sony® stereo system, Sony® progressive scan 5-disc DVD/CD changer, Sirius® satellite radio system with 6 month trial subscription & Apple iPod® dock
- ◇ Entrance door - curved, sliding, handle lock, deadbolt, neutral density glass, with interior screen
- ◇ Fixed polycarbonate windows
- ◇ Inverter power system monitor
- ◇ Lights - recessed, with electronic dimmer control
- ◇ Rocker light switches
- ◇ Roman shades - décor matched
- ◇ Sofa - Flexsteel®, ultraleather with storage
- ◇ Storage cabinets (3)

## GALLEY

- ◇ Coffeemaker (110V only) - Cuisinart®, stainless steel, recessed in cabinet
- ◇ Countertops - solid surface
- ◇ Designer décor - consisting of premium wall coverings & fabrics
- ◇ Electrical outlets
- ◇ Flooring - wood
- ◇ Lights - overhead, recessed
- ◇ Lights - under cabinets
- ◇ Microwave - Frigidaire®, 1.6 ft<sup>3</sup>. (20 liters), built-in, stainless steel finish
- ◇ Range - electric, 2-burner, Ceran® top, with stainless steel back-splash & vent fan
- ◇ Refrigerator/freezer - Vitrifrigo®, under counter, hinged-style
- ◇ Rocker light switches
- ◇ Sink - double-basin, stainless steel, undermounted, with removable sprayer spout
- ◇ Storage cabinets (9)
- ◇ Storage drawers (7)
- ◇ Waste bin - built-in
- ◇ Wine glass rack with light

## DINETTE

- ◇ Carpet - patterned cut & loop saxony; 100% nylon with advanced stain protection; fade-, wear-, crush-resistant; multi-year warranties; with pad
- ◇ Electrical outlet
- ◇ Lights - halogen, overhead, recessed
- ◇ Lounge - U-shaped, accommodates 6 adults, with storage beneath
- ◇ Table - cherry wood with aluminum support base
- ◇ Computer connections, electrical outlet
- ◇ Storage drawers (2)

# MARQUIS™ 520

## MASTER STATEROOM

- ◇ Air conditioning control
- ◇ Berth - queen, pillowtop innerspring mattress, island with storage beneath, gas-assisted hinges™, padded Ultraleather® headboard & bolster
- ◇ Carpet - patterned cut & loop saxony; 100% nylon with advanced stain protection; fade-, wear-, crush-resistant; multi-year warranties; with pad
- ◇ Dresser - cherry wood inlay with trim, 9 drawers
- ◇ Designer décor - consisting of premium wall coverings & fabrics
- ◇ Desk with vanity mirror, two outlets, telephone & computer connections
- ◇ Electrical outlets
- ◇ Entrance door - from companionway; cherry wood frame, secures open & closed, decor matched hardware
- ◇ Hanging lockers (4) - aluminum rail, carpeted, overhead shelf, automatic light
- ◇ Hull portlights - (6) with screen
- ◇ Lights (2) - halogen, over berth head, directable for reading
- ◇ Lights - halogen, overhead, recessed, with electronic dimmer control
- ◇ Private master head access
- ◇ Rocker light switches
- ◇ Sheet set embroidered with Marquis® logo - fitted sheet, flat sheet, two pillow cases
- ◇ Storage cabinets (3) - located forward & aft of berth
- ◇ Sofa
- ◇ Wall covering - silk/cotton blend, smooth, coordinated
- ◇ Window treatments - decor matched

## MASTER HEAD

- ◇ Electrical outlets
- ◇ Entrance door - cherry wood exterior, secures closed, integral doorstop, decor matched hardware
- ◇ Exhaust fan
- ◇ Flooring - nonskid
- ◇ Hull portlight with privacy glass
- ◇ Holding tank monitor
- ◇ Lights - halogen, over vanity, recessed
- ◇ Lights - halogen, overhead, recessed
- ◇ Mirror - above vanity
- ◇ Rocker light switches
- ◇ Storage cabinets (10)
- ◇ Toilet - VacuFlush®, pedestal with run/sleep switch
- ◇ Toilet paper holder - wall-mounted
- ◇ Towel bars (2) & towel rings (2)
- ◇ Vanity - cherry wood, high gloss jewel finish with solid surface countertop & backsplash, integral solid surface molded sink
- ◇ Wall covering - silk/cotton blend, smooth, coordinated
- Shower Stall**
  - ◇ Nonskid sole
  - ◇ Shower door - clear acrylic in aluminum frame, secures open & closed
  - ◇ Shower head - adjustable height, detachable for use as hand-shower
  - ◇ Shower lights (2) - halogen, overhead, recessed
  - ◇ Towel bar

## VIP STATEROOM

- ◇ Air conditioning control
- ◇ Berth - oversized queen, pillow top innerspring mattress, off center island
- ◇ Berth step-ups (2) - carpeted
- ◇ Carpet - patterned cut & loop saxony; 100% nylon with advanced stain protection; fade-, wear-, crush-resistant; multi-year warranties; with pad
- ◇ Designer décor - consisting of premium wall coverings & fabrics
- ◇ Electrical outlets
- ◇ Entrance door - from companionway; cherry wood frame, secures open & closed, decor matched hardware
- ◇ Hanging locker - automatic light
- ◇ Hull portlights - (2) - fixed, non-opening
- ◇ Light - halogen, over berth head, directable for reading
- ◇ Lights - halogen, overhead, recessed
- ◇ Overhead hatch - translucent, lockable, inside screen
- ◇ Private VIP head access
- ◇ Rocker light switches
- ◇ Storage drawers - (2)
- ◇ Surround cabinet - (5) above and (2) below port & starboard berth windows
- ◇ Window treatments - decor matched

## VIP HEAD

- ◇ Electrical outlets
- ◇ Entrance doors - (2) from companionway and VIP stateroom - cherry wood frame, secures open & closed, decor matched hardware
- ◇ Head fan
- ◇ Lights - halogen, overhead, recessed
- ◇ Mirror - on forward bulkhead
- ◇ Nonskid sole
- ◇ Hull portlight with privacy glass
- ◇ Rocker light switches
- ◇ Storage cabinet (2) - above outboard countertop
- ◇ Toilet - VacuFlush®, pedestal, with run/sleep switch
- ◇ Towel bar, ring & robe hook
- ◇ Vanity countertop extension; solid surface
- ◇ Vanity - solid surface top & backsplash, integral sink
- Shower Stall**
  - ◇ Nonskid sole
  - ◇ Shower door - clear acrylic in aluminum frame door, secures open & closed
  - ◇ Shower head - adjustable height, detachable for use as hand-shower
  - ◇ Shower lights (2) - halogen, overhead, recessed

# MARQUIS™ 520

## OWNER PREFERENCE ITEMS

### PROPULSION:

- ◇ Volvo Penta® D9 EVC - 575 hp\*
- ◇ Volvo Penta® D12 EVC - 715 hp
- ◇ Cat C12 - 715 hp
- ◇ Volvo D12 EVC - 775 hp
- ◇ MAN R6 - 800 hp

### MECHANICAL:

- ◇ Engine oil change system
- ◇ Power steering

### ELECTRICAL:

- ◇ Dual cabling for shorepower
- ◇ Dual forward shorepower connector
- ◇ Dual cockpit capstan winches

### WATER &

#### HOLDING SYSTEMS:

- ◇ Grey water holding system - (1) grey water holding tank (*not available with dishwasher or washer & dryer options*)
- ◇ Overboard discharge system with pump

#### Transom & Bow Washdowns

- ◇ Fresh water only\*
- ◇ Both fresh & seawater

### SAFETY & NAVIGATION:

- ◇ Autopilot - Raymarine® ST6002 with (1) wireless remote
- ◇ Lower helm
- ◇ SeaKey® - satellite-based boat security, safety & concierge system; 90 day trial subscription (U.S. & Canada only)

#### Navigation Electronics Package

- ◇ Bridge Package - Raymarine® E-Series E120 multifunction navigation display, Raymarine® 240 VHF (hand set), 125 WASS GPS sensor, Raymarine® DSM 300 digital sonar module, Raymarine® thru-hull transducer B60 dual frequency 50/200 khz depth/temp
- ◇ Bridge Package plus radar - Includes above bridge package plus Raymarine® E-Series E120 multifunction navigation display & 4KW scanner open array

- ◇ Bridge & Lower Helm Package - Includes above bridge package plus Raymarine® E-Series E120 multifunction navigation display & Raymarine® 240 VHF (hand set)
- ◇ Bridge & Lower Helm Package plus radar - Includes above bridge & lower helm package plus Raymarine® E-Series E120 multifunction navigation display & 4KW scanner open array

#### Video Monitor System

- ◇ Bridge - Voyager®, 1 monitor & 2 cameras
- ◇ Pilothouse - Voyager®, 1 monitor & 2 cameras
- ◇ Bridge & pilothouse - Voyager®, 2 monitors & 2 cameras

#### Windlass

- ◇ Maxwell 3500 VMC - lo profile package\*
- ◇ Maxwell 3500 VMC - lo profile package with capstan

### AMENITIES:

#### Bridge Wet Bar

- (Choose up to 3 appliances)
- ◇ Grill - Gaggenau®, single BBQ
- ◇ Ice maker - Raritan®, stainless steel, produces up to 22 lbs.(10 kg) of ice per day
- ◇ Refrigerator - Nova Kool®, 2.4 cubic foot (68 liters)
- ◇ Storage\*

#### Canvas

- ◇ Prestige bimini top
- ◇ Prestige full bridge canvas with carpet

#### Exterior

- ◇ Bridge air cooling system - 16,000 BTU, Marine Air Systems®
- ◇ Bridge hardtop
- ◇ Bridge hardtop soft enclosure
- ◇ Bridge lounge slip covers & pillows
- ◇ Bridge stereo - waterproof Clarion® AM/FM/CD player, Clarion® 6-disc CD changer, Sirius® satellite radio receiver & Apple iPod® dock
- ◇ Cockpit table - teak wood with protective cover

- ◇ Cockpit to bridge door
- ◇ Exterior carpet - berber
- ◇ Exterior upgrade package - stainless steel anchor, RCL 100D spotlight & aft flagstaff
- ◇ Helm & seat covers
- ◇ Hydraulic lift system - for swim platform
- ◇ Painted Hull - Navy Blue
- ◇ Passarelle
- ◇ Teak Decking - on swim platform, cockpit & cockpit to bridge steps; inlaid, solid 3/8" (9,5 mm) plank
- ◇ Underwater lighting

#### Galley

- ◇ Marquis Exclusive China™ monogrammed, service for 6
- ◇ Marquis Exclusive Crystal™, monogrammed, service for 6 (mineral water glass, wine glass & champagne flute)
- ◇ Marquis Exclusive Flatware™, monogrammed, service for 6
- ◇ Dishwasher - stainless steel, drawer-style, holds 6 place settings, Fisher & Paykel®
- ◇ Refrigerator/freezer - SubZero®; hinged door with icemaker
- ◇ Trash compactor - 1.4 cubic foot, stainless steel, Broan® (110 V only) (*not available with lower helm*)

#### Salon

- ◇ Central vacuum system - WalVac®
- ◇ Decorator pillow set: 6-piece

#### Sofa

- ◇ Double incliner\*
- ◇ Storage
- ◇ Stowaway bed

#### STATEROOMS

- ◇ Full beam master stateroom with sofa and desk\*
- ◇ Fixed bulkhead with third stateroom

#### Master Stateroom

- ◇ 20" (50 cm) Sole® LCD TV (built to durable marine grade standards) & Clarion® DVD/CD/MP3 player
- ◇ Stereo - Clarion® AM/FM/CD marine stereo & Apple iPod® dock
- ◇ Washer/dryer - combomatic, low water consumption, utilizes 13.7 gallons (52 liters) for 11 lbs. (5 kgs.) of dry laundry, Malber®

#### VIP Stateroom

- ◇ 20" (50 cm) Sole® LCD TV (built to durable marine grade standards) & Clarion® DVD/CD/MP3
- ◇ Stereo - Clarion® AM/FM/CD player & Apple iPod® dock

#### Third Stateroom (Optional)

- ◇ Port side stateroom with twin berths & hanging locker
- ◇ Stereo - Clarion® AM/FM/CD marine stereo & Apple iPod® dock
- ◇ 15" (38 cm) Sole® LCD TV (built to durable marine grade standards) & Clarion® DVD/CD/MP3 player

### DÉCOR

#### Interior Wood Species

- ◇ Jewel gloss cherry wood\*
- ◇ Jewel gloss nutmeg wood

#### Countertops

- ◇ Bahamas Sand\*
- ◇ Toffee
- ◇ Giallo Granite Upgrade

#### Ensemble

- ◇ Golden Shores\* (brown tones with flecks of gold)
- ◇ Biscotti (dark chocolate browns and ivory)

#### Ultraleather

- ◇ Brisa Buckskin\*
- ◇ Brisa Walnut
- ◇ Brisa Cream

### INTERNATIONAL SPECIFICATIONS:

- ◇ Electrical systems in 220V
- ◇ Entertainment equipment (televisions & stereos) not available in Japan
- ◇ Sirius Satellite radio only available in U.S. & Canada
- ◇ Some electrical equipment is only offered in 120V/60Hz; check with your Marquis Dealer for availability outside the U.S.

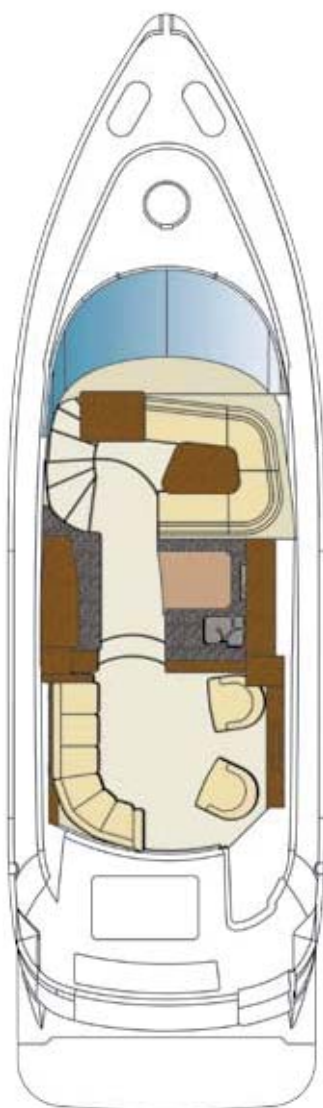
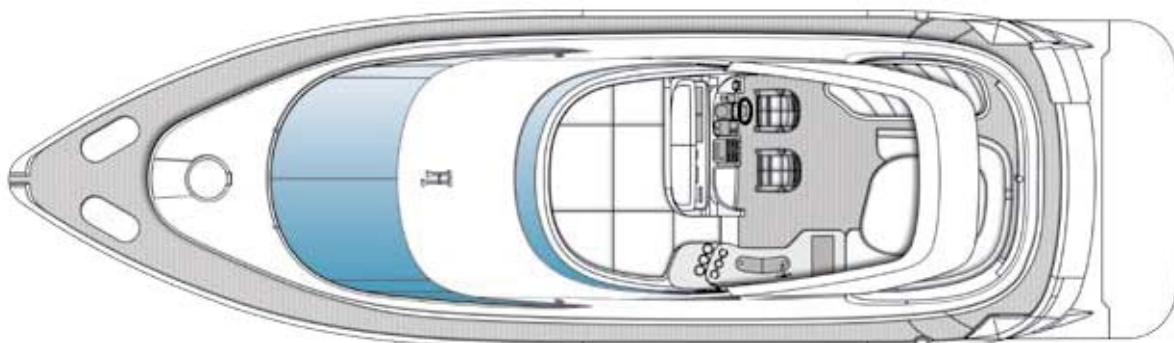


www.marquisyachts.com

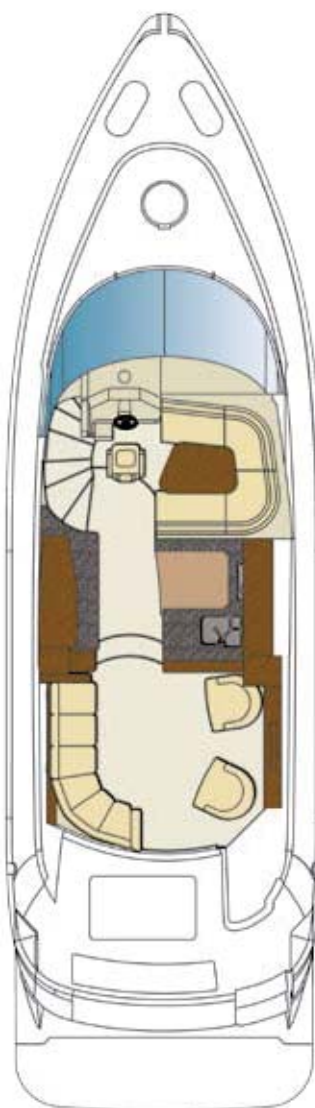


# MARQUIS™ 520

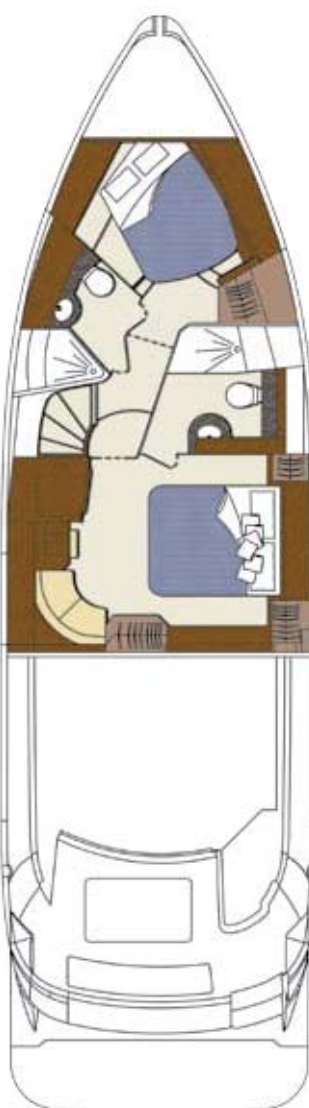
## FLOOR PLANS



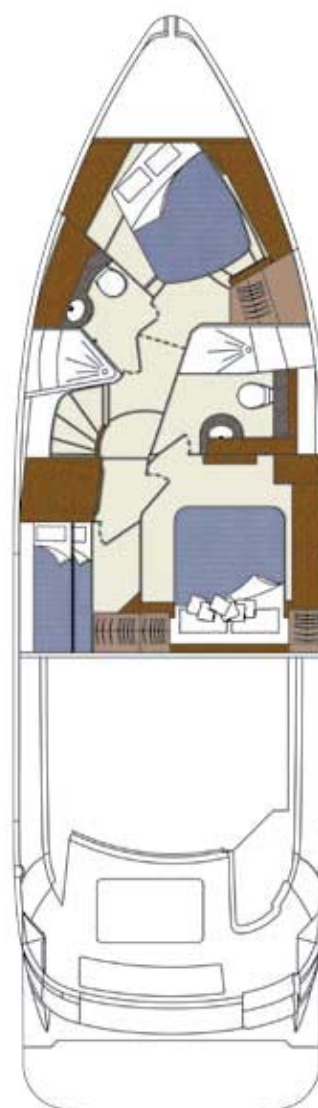
— STANDARD —



— LOWER HELM OPTION —



— STANDARD —



— THIRD STATEROOM OPTION —



Genmar Yacht Group LLC ♦ P. O. Box 1010 ♦ Pulaski, WI 54162-1010 ♦ 920.822.1575 ♦ [www.marquisyachts.com](http://www.marquisyachts.com)

Marquis Yachts™ reserves the right to change price, colors, materials, equipment specifications or models without notice. All specifications and measurements are approximate and subject to change. Models may be discontinued without obligation to previous purchasers. Illustrations may include optional equipment. Some electrical equipment is only offered in 120V/60Hz; check with your Marquis Dealer for availability outside the U.S.

©2008 07/08